



Marketed by:
KENT RO SYSTEMS LTD.
E-6, Sector-59, Noida, U.P.-201 309, India
E-mail: sales@kent.co.in

Made in India

KENT DEW

HUMIDIFIER WITH ULTRASONIC MIST



Keeps room
cool in summers



Eliminates dryness
caused by ACs
& room heaters



Ultrasonic mist
makes no
water droplets



UV LED light
kills bacteria
& viruses



User Manual



KENT
Health Care
PRODUCTS
HOUSE of PURITY

Welcome to KENT

Dear Customer,

Congratulations on your purchase and welcome to KENT.

At the outset, allow us to thank you for your trust in KENT Appliances. At KENT, we take pride in our reputation for quality products and industry proven performance. We are certain that you will be more than satisfied with KENT DEW Humidifier's performance and that it will serve you and your family's requirements without any compromise.

This guide will help you in getting the best out of your appliance. Please go through the booklet to familiarise yourself with its operation and maintenance.

With its robust built and quality, you can look forward to years of trouble-free service. Should you need further assistance, do not hesitate to contact your nearest KENT dealer or branch.

Happy Living!
KENT RO Systems Ltd.

TABLE OF CONTENTS

1. Introduction	1
2. Features of KENT DEW	1
3. Items in the box	2
4. Know Your Product	2
5. How to Operate	3
6. How to clean the KENT DEW	3
7. Caution	5
8. Safety Instructions	5
9. Troubleshooting	6
10. Technical specifications	6

Introduction

We, at KENT have always believed that a clean and healthy life is a right of every individual. This ethos is what made us embark on the journey to develop innovative solutions for purifying the water we drink, vegetables and fruits we eat, homes we live in, and the air we breathe.

With the use of innovative technologies, supported by a competent service network, we have been able to create a brand which has become synonymous for well-being and health.

Continuing with the tradition, we now present the KENT DEW, designed to combat skin dryness and irritation by infusing moisture into the air. This elegant humidifier helps to prevent dry skin, congestion, and discomfort to give you a soothing environment with its ultrasonic technology.

Features of KENT DEW

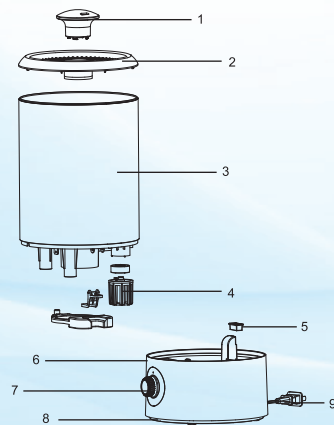
1. Keeps room cool in summers.
2. Eliminates dryness caused by ACs & room heaters.
3. Ultrasonic mist makes no water droplets.
4. UV LED light kills bacteria & viruses
5. 4L Large capacity of water tank

Items in the box

1. KENT DEW : 1 N
2. Warranty Card : 1 N

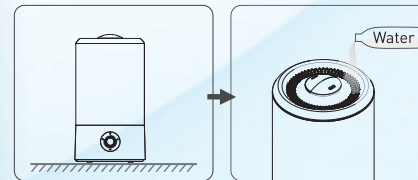
Know your product

1. Nozzle
2. Cover
3. Water tank
4. Water outlet
5. Aroma box
6. Base
7. Knob
8. Bottom base
9. Cord

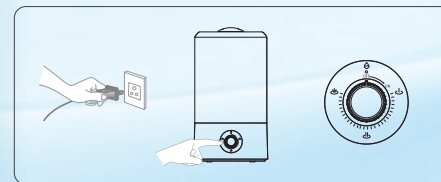


How to Operate

1. Place the humidifier on a flat surface and remove the upper cover to add water or add water by the top water inlet.
2. Before turning on the power supply, ensure that the machine's working voltage matches the operating voltage.



- To start, rotate the knob clockwise, the indicator light will turn green indicating that the humidifier is switched ON. UV LED light will also be ON, at the same time
- In case of insufficient water level, the indicator light will turn red. The humidifier will stop working and the UV LED light will also turn OFF as well



How To Clean The KENT DEW

1. Make sure to unplug the power before cleaning the humidifier.



2. It is recommended to clean the water tank weekly. Tilt the water tank and let the water flow out along the water tank opening.
3. Do not use abrasive, corrosive and flammable detergents for cleaning.



4. Regular cleaning of the inside and outside of the humidifier is recommended to prevent dust accumulation.

Caution

1. Please use the humidifier at 2 metres from the furniture and electrical appliances to avoid moisture exposure to the furniture and appliances during work.
2. When the room temperature is below zero, pour water out of the tank to avoid freezing and causing damage to the humidifier.
3. Do not disassemble the machine without professional technicians.

Safety Instructions

1. The supply voltage must be in line with the rated voltage of the product.
2. Please use at normal room temperature between 5° C to 40° C.
3. Please do not put the humidifier directly on the wood floor to avoid moisture deformation of the wood floor.
4. Please put it in a flat position to avoid tilting.
5. Turn off the power and unplug before pouring the water out of the tank.
6. Never inject hot water above 40° C into the water tank to avoid damage to the machine.
7. Please avoid water flowing into the appliance when cleaning.
8. Please do not put chemicals and detergents in the tank; otherwise, there will be bad atomization.
9. Keep away from any heat source and avoid direct sunlight.

Troubleshooting

Problem	Solution
Humidifier is not working properly.	The appliance should be plugged in. The water tank should be filled in and properly installed.
Water tank is leaking.	The tank should have the appropriate water level. It should be well assembled and installed.
The humidifier is emitting an unpleasant odour.	The water needs to be cleaned regularly.

Technical Specifications

Product	KENT DEW
Product code	115009
Net weight	1.05 kg
Water tank capacity	4 L
Input power supply	Single Phase 230 V AC, 50 Hz. ☐
IP Rating	IPX0