

KENT *Gold* Smart

KENT

UF Membrane

Water Purifiers

HOUSE of PURITY

Instruction Hand Book for Installation, Operation and Maintenance.



Water Purified by UF Membrane
No Chemicals used like Chlorine or Bromine etc.

Welcome to KENT

Dear Customer

Welcome to the world of **KENT**, leaders of water purification industry in India. With a **KENT** product you have all reasons to smile, since at **KENT** we take pride in the quality and laboratory-tested performance of our products.

We are confident that your decision to own **KENT Gold Smart**, the Online UF Storage Water Purifier will go a long way in serving you with safe and clean drinking water - thus keeping you and your family in good health. We assure you, that you will be satisfied with its trouble-free performance and quality which comes without any compromise.

This manual is an effort towards familiarizing you with the operation and maintenance of **KENT Gold Smart**. Before operating the unit, please read it thoroughly and retain it for future reference. To ensure that the warranty of your water purifier is effective, fill up the enclosed warranty card and send the installation report within 15 days of purchase. Should you need further assistance, do not hesitate to contact your nearest **KENT** dealer or branch.

Best Wishes

KENT RO SYSTEMS LTD.

Table of Contents

1. Introduction	1
2. Salient Features of KENT Gold Smart	1
3. Items in the Box	1
4. Important Instructions	2
5. UF Purification Process	3
6. Water Flow Diagram	3
7. Installation Instructions	4
8. Starting Up the Purifier	5
9. Maintenance	6
10. Cleaning the Water Tank	7
11. Technical Specifications	8
12. Recommended Frequency for Filter / Membrane Change	8

Introduction

Presenting the all-new KENT Gold Smart - a non-electric, Online UF Storage Water Purifier, designed to provide you and your family with safe and tasty drinking water. With innovative KENT Gold Smart, dependence on electricity and usage of chemicals to obtain pure drinking water are now problems of past.

At the heart of KENT, Gold Smart is a state-of-the-art Hollow Fiber UF (Ultra Filtration) Membrane with 0.01 micron capillary size. The pores of this membrane are so small that they do not allow bacteria, virus or cyst to pass through. This makes the drinking water healthy without use of any chemicals. The carbon block pre-filter removes bad taste and odour too, so that the water you drink is healthy, safe and tasty.

Salient Features of KENT Gold Smart

- Wall mounted design - best suited for domestic purpose.
- Purification by Hollow Fiber UF membrane - filters out bacteria, virus and even cysts.
- Works on the principle of Online Purification, needs no electricity.
- Transparent, detachable tank for easy onsite cleaning.
- 7 Litre storage tank, provides water on demand.
- Fully automatic operation with auto-on and auto-off facility.
- Tamper-proof UF Membrane fused inside membrane housing.
- Push-fit components for leak-proof & maintenance-free performance.
- ABS construction for corrosion-free life span.
- Ideal for water from most sources (preferably low TDS water)

Items in the Box

1. KENT Gold Smart	:	01 No.
2. 3-Way Connector	:	01 No.
3. S.S. Ball Valve	:	01 No.
4. Pipe	:	03 meters
5. Screws & Plastic Inserts	:	02 Nos. each
6. Instruction Manual	:	01 No.

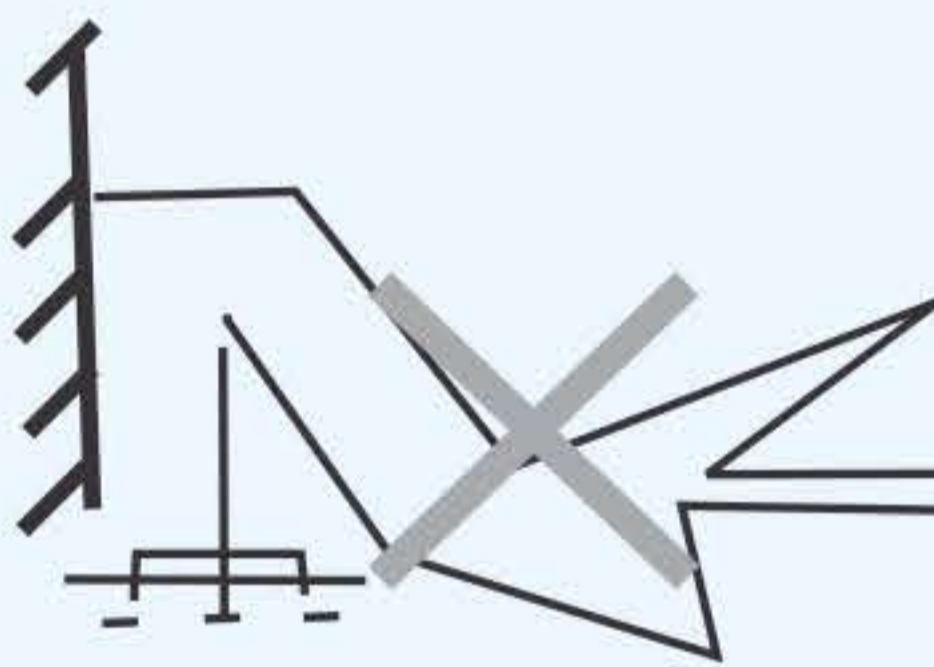
Important Instructions



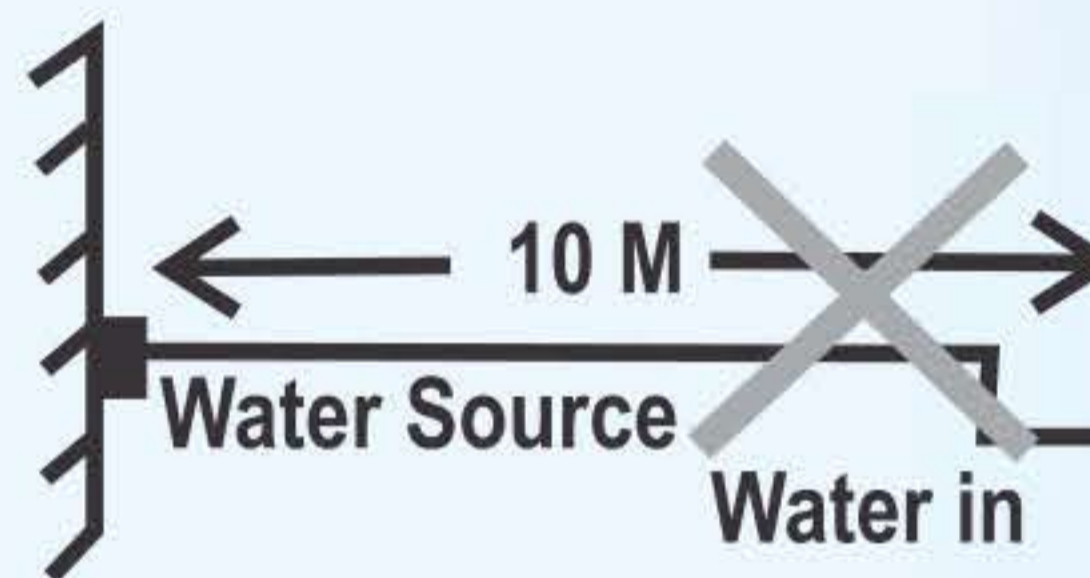
Avoid exposure to direct sunlight and installation in damp areas.




Make sure that the purifier is connected to normal temperature water supply only.



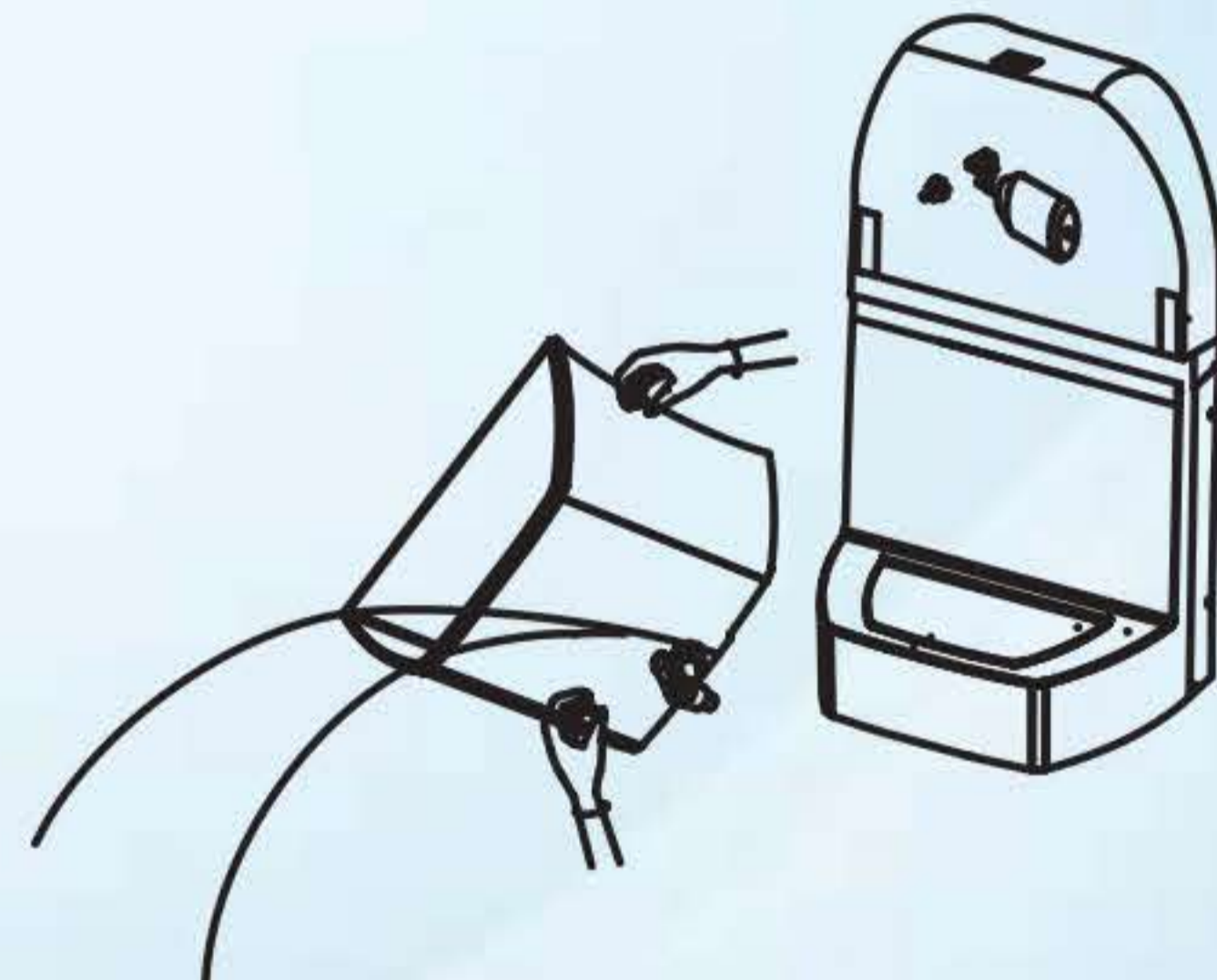
Avoid sharp bends in pipe fittings.



Maximum distance between the water source and the purifier should not be more than 3 meters.



Do not confine the purifier in a cabinet.



To keep the storage tank clean, it should be removed, drained and wiped dry, once in 15 days.



In case the purifier is not to be used for more than two days, turn off the feed water and drain the storage tank.



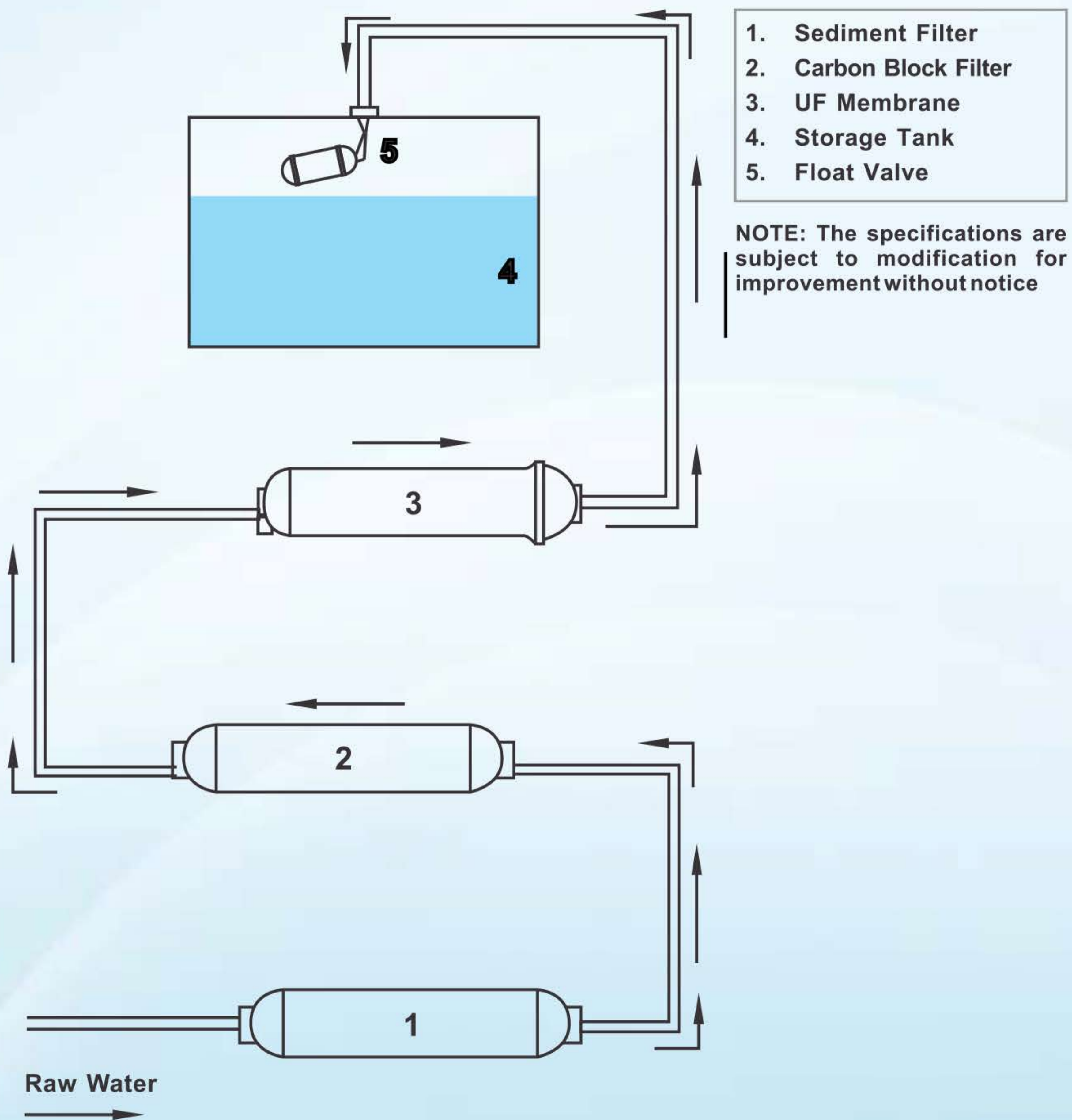
Do not try to service the purifier on your own. Instead, call the service technician for help.



UF Purification Process

Raw water is first passed through a 5 micron Sediment Filter which removes the physical impurities from it. This water is then passed through an Carbon Block Filter which removes chlorine, odour and turbidity from the water. Water then passes through the UF membrane with pore size of 0.01 micron which removes colloidal materials and organic/inorganic polymeric molecules including bacteria and viruses from drinking water.

Water Flow Diagram



Installation Report

Product : **KENT Gold Smart**

Invoice No. _____

Invoice Date _____

Serial No.

Installation Date _____

Customer's Name _____

Service Provider _____

Customer's Address _____

Service Provider's Address _____

Customer's Ph. _____

Service Provider's Ph. _____

TDS of Purified Water _____

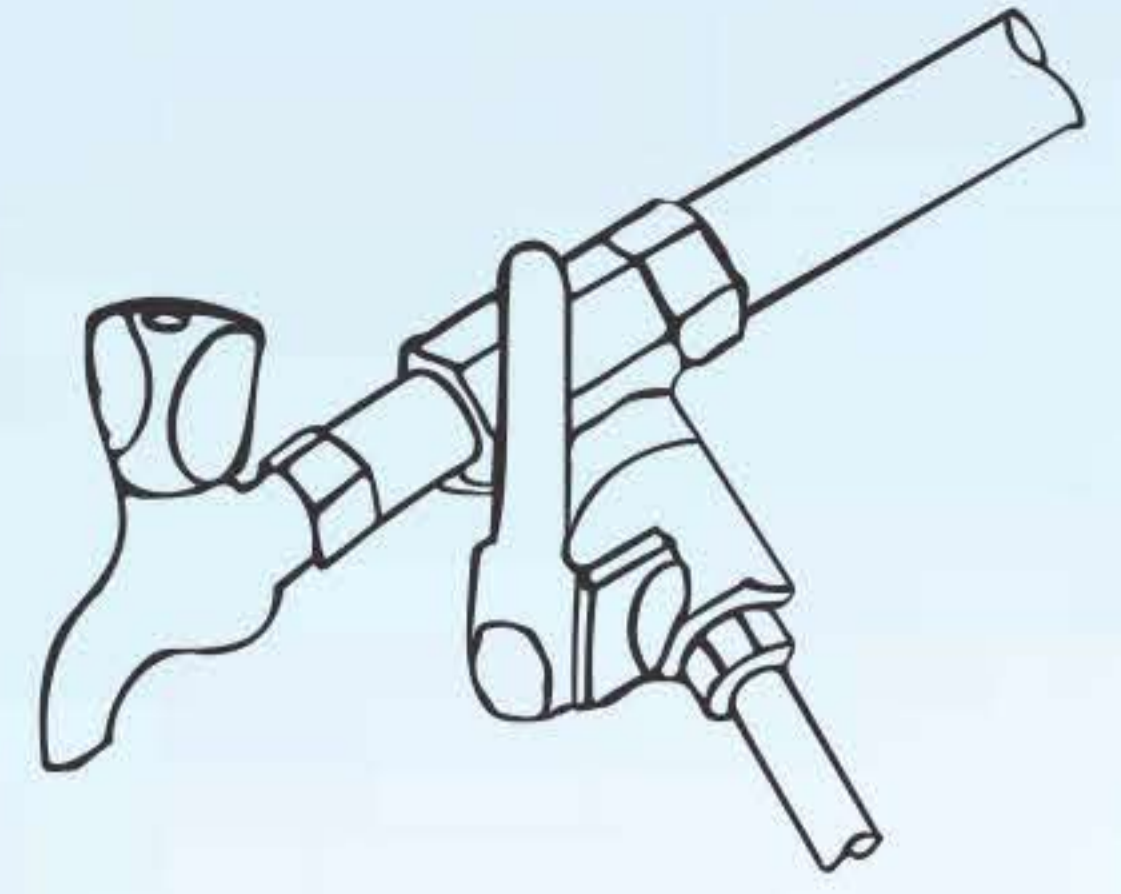
TDS of Raw Water _____

Customer's Signature _____

Service Provider's Stamp _____

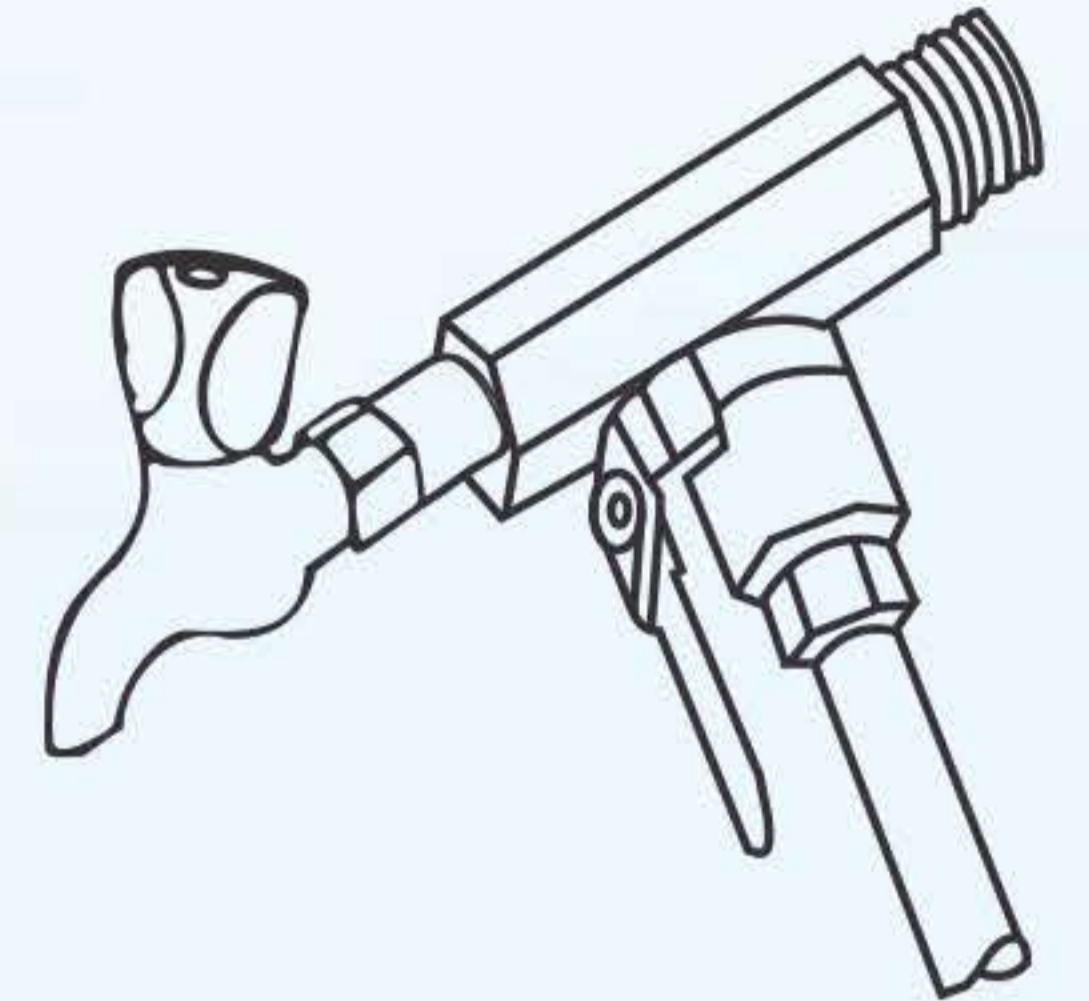
By signing on this installation report, the customer hereby agrees to the terms & conditions of warranty mentioned on the back side of the warranty card.

4. Attach the threaded end of 3-way connector to raw water supply and plug off the other end or connect to a tap.



5. Now connect one end of pipe to SS ball valve and other end to elbow fitting connector labeled as WATER IN, on the left side of purifier.

6. Turn on the lever given on SS ball valve to initiate the water flow to purifier.



7. Allow the filters to pre-soak in water for 2-3 minutes.
8. Installation is complete.

Starting up the Purifier

- Turn on the lever given on SS ball valve to initiate the water flow to purifier.
- Allow the storage tank to fill to the maximum level.
- Turn off the lever given on SS ball valve to stop the water flow to purifier.
- Open the upper cover. Lift and drain the storage tank so as to remove the residual dust particles initially present in the pipes and storage tank.
- Place back the storage tank and close the upper cover.
- Turn on the lever given on SS ball valve.
- Purifier is ready to use.

Maintenance

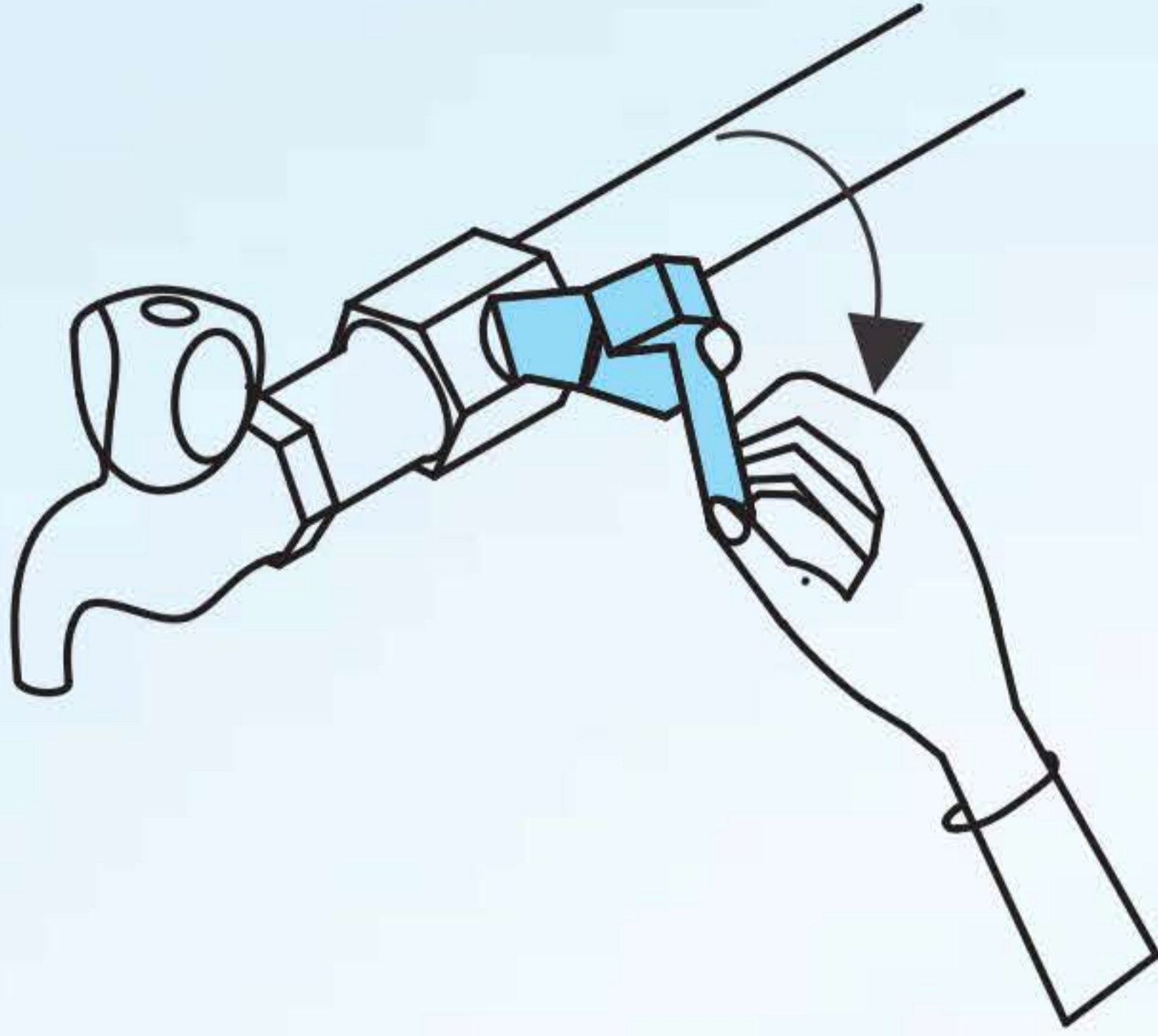
To ensure that the purifier operates at its BEST, a routine maintenance must be performed. The frequency of maintenance will greatly depend upon the raw water quality and consumption of purified water.

- Storage tank must be cleaned once in a week. (Refer Cleaning the water tank Pg. 7)
- In the event of not using purifier for more than two days (while going on a holiday, tour etc.), turn off the raw water supply and drain the storage tank.
- Replace sediment filter and carbon block filter once in 12 months or earlier if they get blocked.
- Replace UF membrane once in 2 years or earlier if they get blocked.

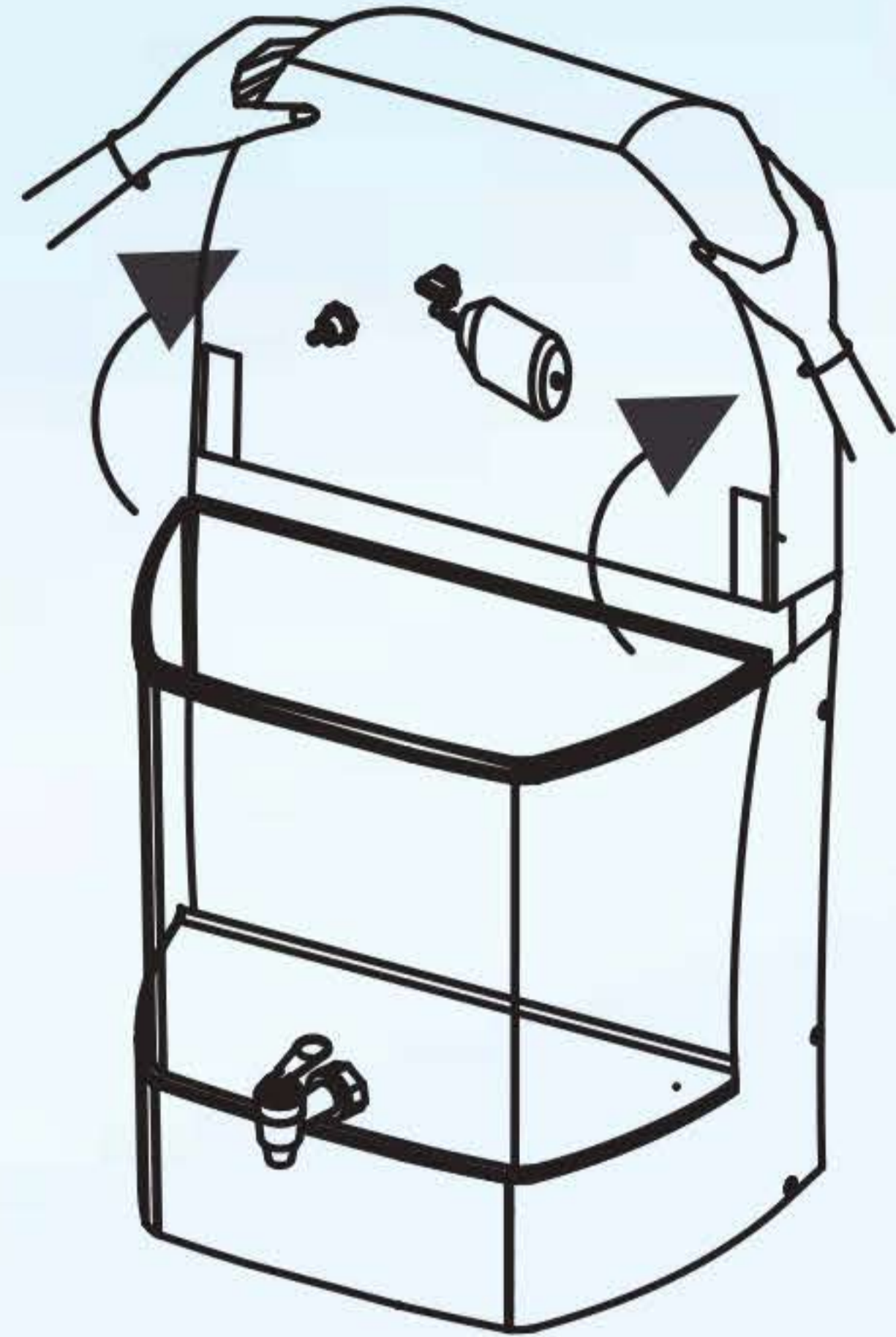


Note: The replacement time of consumables such as sediment/ carbon filters and UF Membrane is dependent on the quality of raw water and water consumed.

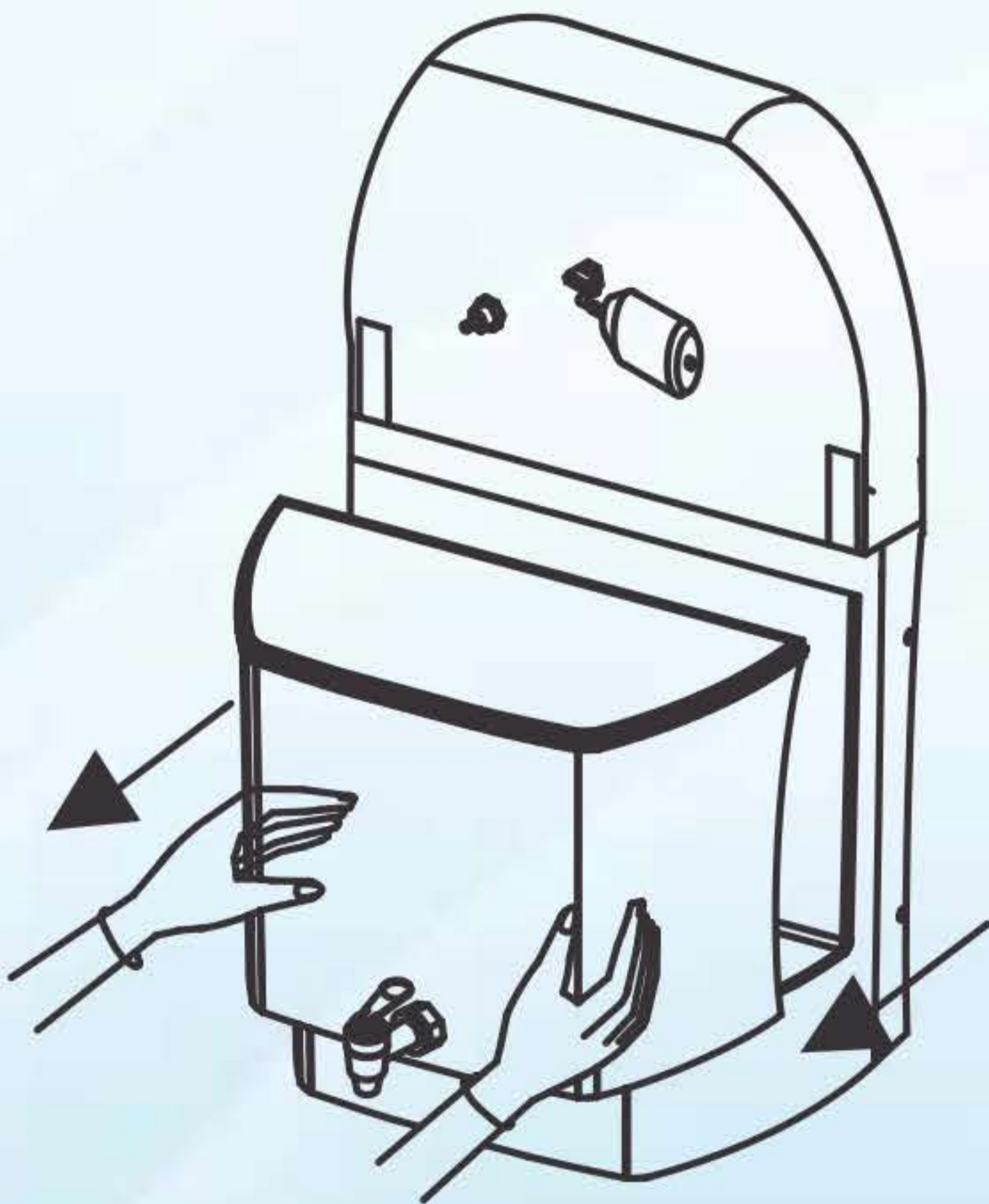
Cleaning the Water Tank




Turn off the water supply



Open the Upper Cover



Remove the water tank



Clean it under a running tap water and wipe dry

Technical Specifications

MODEL	KENT Gold SMART
Applications	Suitable for purifying low TDS water (Does not remove dissolved salts)
Body Material	ABS Engineering Plastic
Installation	Wall Mounting / Counter-Top
Dimensions (mm)	390 (L) x 285 (W) x 400 (H)
Weight	4.0 Kg
Purified Water Tank Capacity	7 Litres
Inlet Water Pressure(min)	0.3 Kg/cm²
Filter Cartridge	Sediment, Carbon Block, UF Membrane
UF Membrane Pore Size	0.01 Micron

Recommended Frequency for Filter / Membrane Change

For optimum performance we recommend the following frequency for cartridge replacement:

Sediment/Carbon Block → Once every year or earlier if gets clogged

UF Membrane → Once every 2 years or earlier if gets clogged

KENT
UF Membrane
Water Purifiers
HOUSE of PURITY



**ISO 9001:2008
Certified**



For customer complaints, contact customer care officer at:

E-6, 7 & 8, Sector-59, Noida, UP-201 309, India
Call:09582-123456 or Fixed line: +91-120-4669666
E-mail: service@kent.co.in

Manufactured by:

KENT RO SYSTEMS LTD.
Khasra No. 93, Village-Bantakhedi, Tehsil-Roorkee,
District-Haridwar, Uttarakhand-247 668, India

Marketed by:

KENT RO SYSTEMS LTD.
E-6, 7 & 8, Sector-59, Noida, U.P.-201 309, India
Ph.: +91-120-3075075
E-mail: sales@kent.co.in Website: www.kent.co.in

